



Way of Life!

# SWIFT



Suzuki's "Way of Life!" is the heart of our brand - every Suzuki vehicle, motorcycle and outboard motor is built to create excitement so customers can enjoy everyday life.



**100<sup>th</sup>**  
ANNIVERSARY

Standard and optional equipment available may vary for individual markets. Please enquire at your dealers, as specifications and illustrations may refer to models not available in your region. SUZUKI MOTOR CORPORATION reserves the right to change, without notice, prices, colours, materials, equipment, specifications and models, and also to discontinue models.

All photographs in this catalogue were taken with relevant permission. Images of the vehicles without number plates on public roads are composite photos. Vehicles are shown at a private off-road site.

**SUZUKI MOTOR CORPORATION**  
300 Takatsuka-cho, Minami-ku, Hamamatsu-shi, Shizuoka 432-8611 JAPAN  
[www.globalsuzuki.com](http://www.globalsuzuki.com)

SWIFT BROCHURE (M)  
99999-B1102-M01 2009





## **Stylish, sporty and a whole lot of fun.**

When you first see the Swift you'll love the sleek, distinctive design – and when you step inside and start the engine you'll really love the feeling. The Swift is for people with a passion for driving, an eye for detail and who aren't afraid to make their mark on the city.



# Enjoy every journey.

The Swift has always been the sporty hatchback that's fun to drive. And when you experience it, you'll get that unmistakable feeling for yourself. The Swift is stylish, responsive and full of clever technology – which means you can concentrate on having fun.





## Designed to stand out.

From the bold chrome accented grille to the crafted polished alloys, this is a car that demands attention. Muscular body lines give the Swift a powerful presence, and details like the floating roof with pillar mounted rear door handles make this car really stand out.






### 1.2 petrol engine

The 1.2-litre petrol engine offers the best of two worlds – high output and good fuel economy. Despite the engine's small displacement, its high compression ratio results in thermal efficiency for powerful driving. Knocking, which can result from high compression, is suppressed by the engine's excellent cooling performance. For good fuel economy without sacrificing output and torque, the engine is lightweight and compact with high combustion efficiency and minimal friction.



## HEARTECT




This image is for illustrative purposes only.

### Suspensions for nimble, stimulating driving

The front and rear suspensions underpin an agile and emotion-heightening driving experience with linear steering response and a quality ride. Driving the Swift is a joy with its accurate steering, responsive performance and excellent straightway stability.

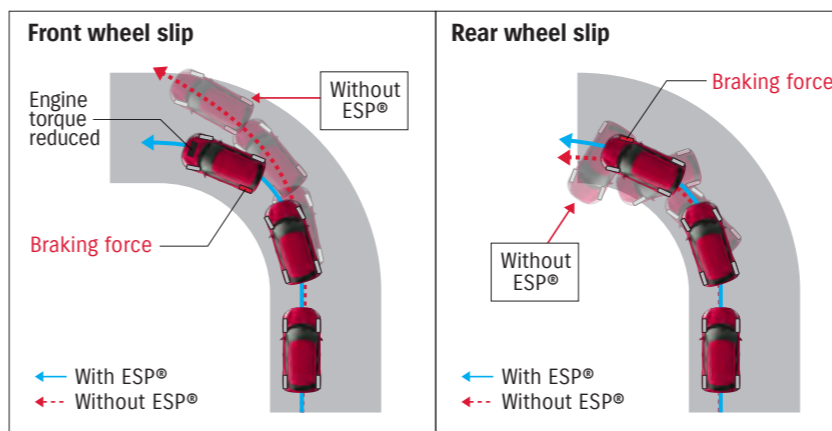
### Light and rigid HEARTECT platform

The smoothly curving frame increases underbody stiffness that delivers excellent fundamental vehicle performance while also contributing to collision safety by efficiently dispersing energy.



# Performance and safety you can count on.

Quick and expansive acceleration. Cornering performance that lets you keep to your intended course. Advanced safety features you can count on. Every detail of the powertrain and platform is designed to let the driver feel at one with the car and be in full control. Because the powertrain and platform are integral parts of the driving experience, their performance is optimised in every way.



### Electronic Stability Programme (ESP)®\*

Should the wheels lose traction, ESP® automatically adjusts the engine and brakes to help keep the driver in control.

\* ESP is a registered trademark of Daimler AG. The ESP is designed to help keep the vehicle under control. However, the degree of engine torque reduction, the wheels that brake and their braking force vary according to the driving conditions. ESP is essentially a system to assist stable driving. In the case of slippage or skidding that exceeds the limits of grip between tyres and road surface, ESP will still function but may not be effective.



### Rear parking sensors

Ultrasonic sensors in the rear bumper detect obstacles while the driver is reversing the car and warning sounds inform the driver of the distance to the obstacles.



Automatic air conditioner



Manual air conditioner

**Air conditioner with easy-to-read display and easy-to-use controls**  
 The air conditioner control panel on the GLX-grade allows intuitive operation. Easy recognition has also been made possible through the use of a high-contrast LCD. The GL-grade is equipped with a manual air conditioner with simple controls for operational convenience.



5-speed manual transmission



AGS (Auto Gear Shift) transmission



**Easy-to-see and stylish meter cluster**

The gleaming satin chrome accenting the black-toned interior also adorns the two main, minutely scaled meters that are laid out in stylish fashion and feature red and white highlights. Underscoring the easy-to-see, sporty design are water temperature and fuel gauges within the meters that give them the air of chronograph watches.

**Multi-information display**

A 3.5-inch LCD multi-information display enlivens the centre of the meter cluster and supports the driver with various driving information such as instantaneous and average fuel consumption, average speed and remaining drivable range.



**Bluetooth®-compatible audio system for wireless connectivity**

The audio system, equipped with an AM/FM radio and CD player, uses a high-contrast LCD panel for easy recognition. Connectivity comes in the form of a wired USB connection or Bluetooth®, which enables hands-free mobile phone use and wireless enjoyment of music stored on MP3/WMA-compatible portable audio devices.

\* Bluetooth is a registered trademark of Bluetooth SIG, Inc  
 \* Standard on GLX, optional for GL.

**Stylish, functional, refined.**

When you sit behind the wheel you'll see the clean, elegant lines and attention to detail that gives a more comfortable and efficient driving experience. The cylindrical gauges, cockpit-like centre console and sporty D-shaped steering wheel give a feeling of confidence before you even start the engine.



# Ready for life.

When you drive the Swift, you'll enjoy the journey as much as the destination – so pack your bags for an adventure with a car that perfectly suits your life. Whether it's a city shopping spree or a long weekend away, the Swift gets you there and back in comfort and style.



## Cabin and luggage space that expands the way you have fun

The new Swift's plentiful luggage space allows you to take more, and the split, fold-down rear seatbacks help you fit what you need. Ample head clearance is provided by low seating positions, and numerous easy-to-use storage spaces are a short reach away.



Glove box

Front cup holder x 2

USB port and Accessory socket

Console box tray

Passenger-seatback pocket

Front-door pocket

Rear cup holder

Rear-door bottle holder

