

# SPECIFICATIONS

Engine	RZ4E-TC		4JJ3-TC			
Displacement [cm <sup>3</sup> ]	1,898		2,999			
Bore x Stroke [mm]	80 x 94.4		95.4 x 104.9			
Max Power kW[ps]/rpm*	110kW (150ps) / 3,600		140kW (190ps) / 3,600			
Max Torque Nm(kgm)/rpm*	350Nm (35.7 kgm) / 1,800-2,600		450Nm (45.9 kgm) / 1,600-2,600			
Fuel system	In-line, 4 cylinder, Common-rail engine, Electronic controlled fuel injection pump with intercooler and turbo charger					
Fuel Tank capacity [litre]	76 litre					
Transmission	MVL-6Y	AWR6B45-II	MVL-6S	AWR6B45-II		
Gear Ratio	1st	4.942	3.600	4.942	3.600	
	2nd	2.686	2.090	2.452	2.090	
	3rd	1.527	1.488	1.428	1.488	
	4th	1.000	1.000	1.000	1.000	
	5th	0.749	0.687	0.749	0.687	
	6th	0.634	0.580	0.634	0.580	
	Reverse	4.597	3.732	4.597	3.732	
	Final Gear	2WD & 4WD	3.727	-	3.727	3.727
		2WD High-ride & 4WD	4.1	4.1	-	-
		4WD Regular cab	3.909	-	3.583	-
Suspension						
Suspension	Front	Independent, double wishbone, coil springs with stabiliser bar and gas shock absorber				
	Rear	Leaf spring with gas shock absorber				
Brake						
Brake	Front	Ventilated disc with 2-pot calipers				
	Rear	Leading and trailing drums				
Weight						
Gross vehicle weight (kg)	2WD & 2WD High-ride	2,700				
	4WD	2,800				
Gross axle weight (kg)	Front	2WD	1,250			
		2WD High-ride & 4WD	1,450			
	Rear	2WD	1,870			
		2WD High-ride & 4WD	1,910			

\* ISO NET

ISUZU MOTORS INTERNATIONAL OPERATIONS (THAILAND) CO., LTD. reserves the right to change specifications and equipment without notice. Details of specifications and equipment mentioned or shown in this specification sheet are also subject to change in order to meet local conditions and government requirements. Features and specifications may vary in appearance and/or availability according to region.

Please inquire at your local ISUZU distributor or dealer for more complete details on available models and their specifications.

## ISUZU

ISUZU MOTORS INTERNATIONAL OPERATIONS (THAILAND) CO., LTD.

1010 Shinawatra Tower III, 24th-25th Floor, Vibhavadi Rangsit Road, Chatuchak, Bangkok 10900, THAILAND

Exterior	RBA	RBB	RBC	RBD	RBE
Front bumper	Material Black	Material Black	Body colour	Body colour	Body colour with gun metallic
Rear bumper	Material Black	Material Black	Body colour	Body colour	Body colour
Side view mirror	Material Black	Material Black	Body colour	Chrome	Gun metallic
Door handle	Material Black	Material Black	Titanium silver colour	Chrome plating	Dark gray metallic
Tail gate handle	Material Black	Material Black	Titanium silver colour	Chrome plating	Dark gray metallic
Tires & Wheels	Tires		Wheels		
2WD	Reg	RBA	195R15C	15"X6.0J-Steel	
		RBB	195R15C	15"X6.0J-Steel	
	Crew	RBA	195R15C	15"X6.0J-Steel	
		RBB	195R15C	15"X6.0J-Steel	
		RBC	215/70R15	15"X6.5J-Steel	
2WD High-ride	Crew	RBC	255/65R17	17"X7.0J-Aluminum in silver	
4WD	Reg	RBA	205R16C	16"X6.5J-Steel	
		RBB	205R16C	16"X6.5J-Steel	
	Ext	RBC	255/65R17	17"X7.0J-Aluminum in silver	
		RBD	265/60R18	18"X7.5J-Aluminum in silver	
	Crew	RBA	255/65R17	17"X7.0J-Steel	
		RBB	255/65R17	17"X7.0J-Steel	
		RBC	255/65R17	17"X7.0J-Aluminum in silver	
		RBD	265/60R18	18"X7.5J-Aluminum in silver	
		RBE	265/60R18	18"X7.5J-Aluminum in dark gray	
Minimum turning circle (m)	2WD				12.2
*Curb to curb	2WD High-ride & 4WD				12.5



Galena Gray Metallic



Mercury Silver Metallic



Obsidian Gray



Onyx Black Mica



Red Spinel Mica



Sapphire Blue Mica



Silky White Pearl



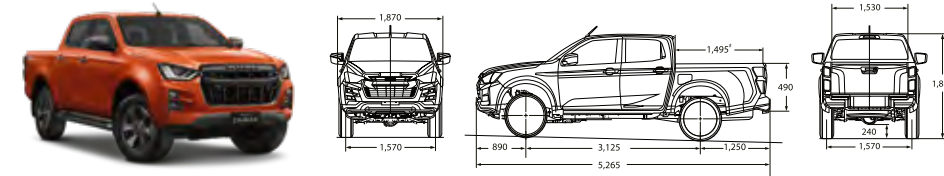
Splash White



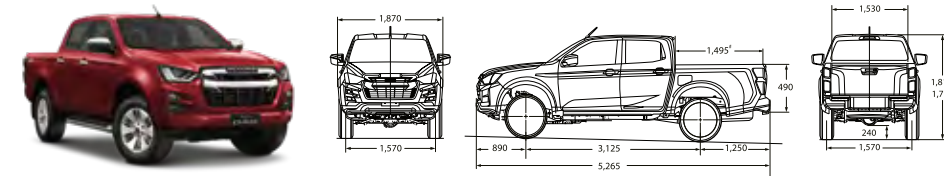
Valencia Orange Metallic

# MODEL LINE UP AND DIMENSIONS

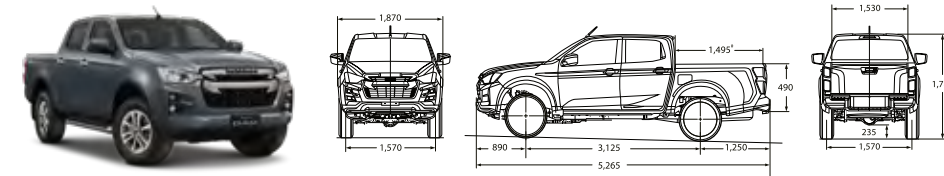
## Crew Cab 4WD - RBE



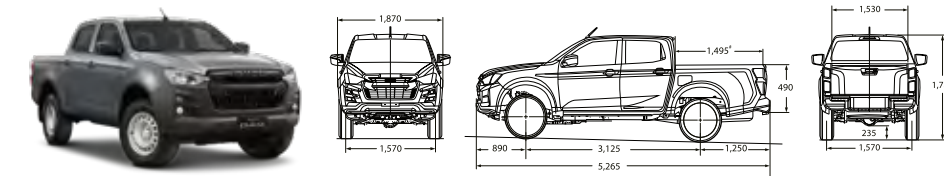
## Extended Cab 4WD - RBD



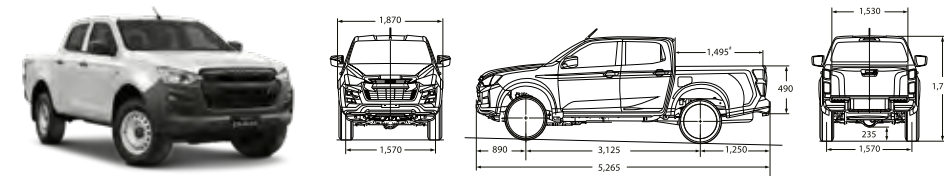
## Crew Cab 2WD High-ride & 4WD - RBC



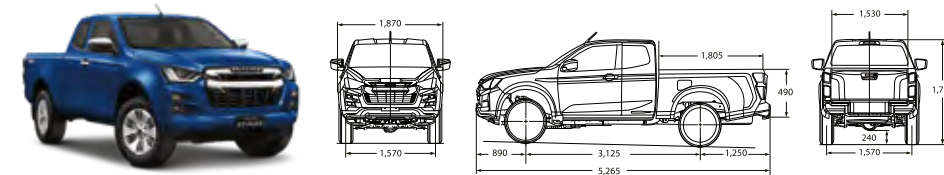
## Crew Cab 4WD - RBB



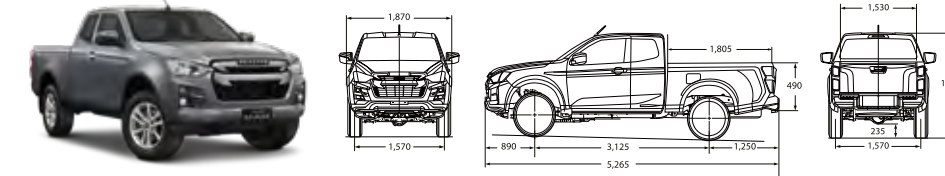
## Crew Cab 4WD - RBA



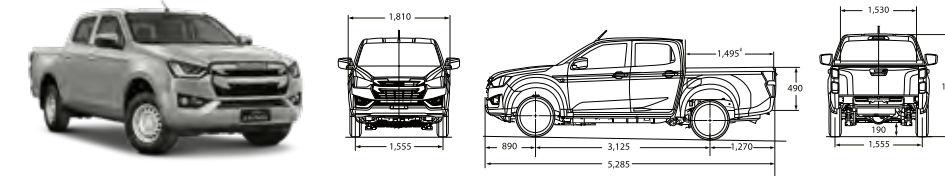
## Extended Cab 4WD - RBD



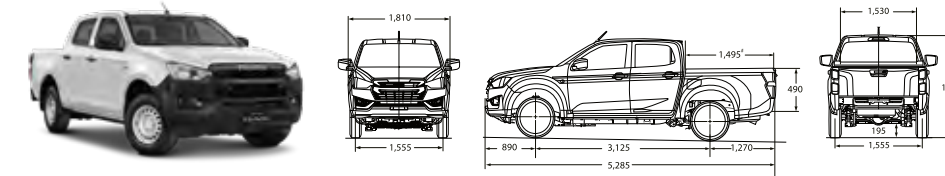
## Extended Cab 4WD - RBC



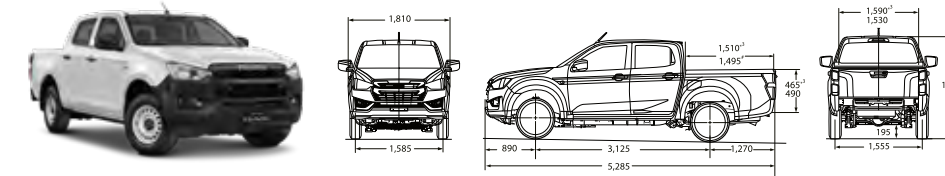
## Crew Cab 2WD - RBC



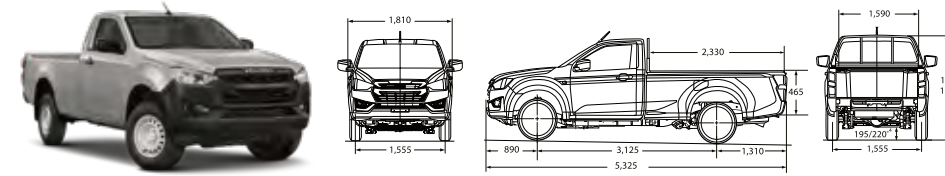
## Crew Cab 2WD - RBB



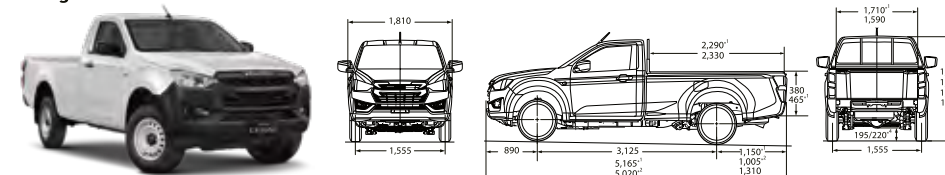
## Crew Cab 2WD - RBA



## Regular Cab 2WD & 4WD - RBB



## Regular Cab 2WD & 4WD - RBA



# : At Floor = 1,571 mm.

\*1 : Flatdeck

\*2 : Cab Chassis

\*3 : Rear cargo with outer hook

\*4 : 4WD with 205R16C

\*5 : with Roof Rail

